




INSPIRATION GUIDE  
Exterior Fiberglass Door Systems | Alliance ProCoat



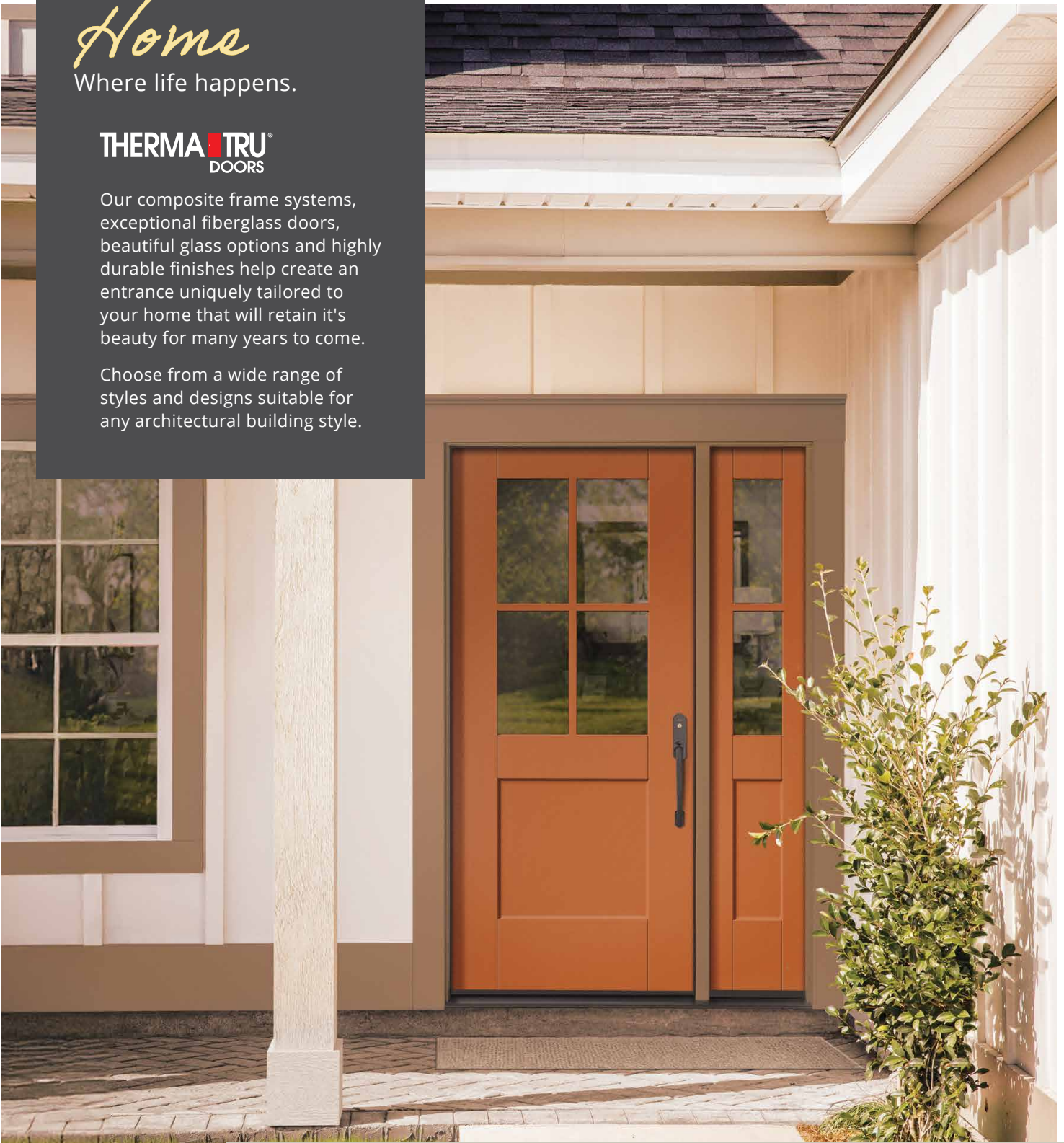
# Home

Where life happens.

**THERMA TRU**  
DOORS

Our composite frame systems, exceptional fiberglass doors, beautiful glass options and highly durable finishes help create an entrance uniquely tailored to your home that will retain its beauty for many years to come.

Choose from a wide range of styles and designs suitable for any architectural building style.



## New Products & Trends

Today's homes blur the lines between modern, casual and traditional styles as each design borrows elements from the others.

*Find out more!*



**Front Cover** Top: S8400-SDL1 painted Torchlight Bottom Left: S2AX-FF with sidelites painted Fireweed Bottom Right: S4814-SDLF1 painted Estuary  
**Page 2** S4200-SDLF1 painted Copper Mountain

Craftsman, Homeward™, Low-E & SDL, Flush-Glazed Glass  
Classic Craft®

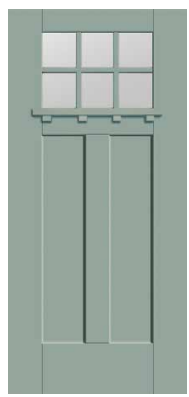


CCA211 ▲◆  
Fir Grain  
Stained Raven

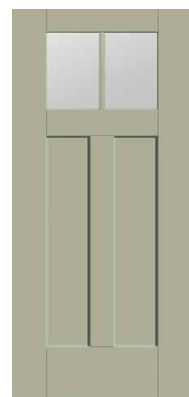


CCA240 ▲  
Fir Grain  
Stained Wildflower Honey  
Optional Dentil Shelf


Craftsman, Low-E & SDL, Flush-Glazed Glass, Echelon  
Smooth-Star®



S4816 ▲ / S2010SL ▲  
Smooth  
Painted Marine  
Optional Dentil Shelf



S4812 ▲  
Smooth  
Painted Clary Sage



S2115-ECH ◆■ ■  
Smooth  
Painted Rookwood  
Dark Green

Craftsman, Maple Park®, Calix & Low-E  
Fiber-Classic® / Smooth-Star




FCM609 ◆● / FCM812SL ◆●  
Mahogany Grain  
Stained Barley



FCM6975 ◆■ ■  
Mahogany Grain  
Stained Autumn Harvest



S601 / S100SL ●  
Smooth  
Painted Seaworthy



**Optional Dentil Shelves\***  
Available for Craftsman-style doors.


Classic Craft 4-Block  
Fiber-Classic, Mahogany 4-Block  
Smooth-Star, 4-Block

**Optional Strap Hinge & Clavos\***

18"  
◆ 1-1/4" ● 1-1/4"

\*Not recommended for use behind storm doors or to be painted dark colors, if exposed to direct sunlight.

1/2-Glass, Flush Glazed Satin Etch 4-Lite SDL, Pembridge®  
Smooth-Star



S4200XE-SDLF1 ▲  
Smooth  
Painted Iron Ore



S6565 ◆■ ●  
Smooth  
Painted Dried Thyme

1/2-Glass, Wellesley™, Maple Park®  
Fiber-Classic



FC105 ■ ● / FC104SL ■ ●  
Oak Grain  
Stained Barley



FCM901 ◆■ ●  
Mahogany Grain  
Stained Rustic Clay

All doors shown are available in 36" widths. Sidelites shown are available in 12" and 14" widths.  
Paint and stain colors shown here may vary from an actual application due to fluctuations in the printing process. See your representative for actual color samples.

- XJ Chinchilla
- XE Satin Etch
- XR Rainglass
- SDL Simulated Divided Lites
- ▲ Flush-Glazed Glass
- ◆ Black Nickel Caming
- Brushed Nickel Caming
- ◆ Brass Caming
- ✕ Wrought Iron
- \* Available in Left and Right
- Flat or Scroll Lite Frame
- Advanta Lite Frame Stnd.

3/4-Glass, Clear  
Fiber-Classic®



FC32 ●■ / 2000SL ▲  
Oak Grain  
Stained Driftwood

3/4-Glass, Low-E & 12-Lite GBG Bronze Low-E  
Classic Craft® / Fiber-Classic



CCV22020 ●  
Smooth  
Painted Marine

FC82-GBG ■  
Oak Grain  
Stained Tumbleweed

3/4-Glass, Calix & Echelon  
Fiber-Classic / Smooth-Star®



FC389 ◆■  
Oak Grain  
Stained Raven



S84527-FF ■◆■  
Smooth  
Painted Dried Thyme


Page 4: S4521-FF Calix painted Seaworthy  
Page 5: S85710XE-SDLF2 painted custom

All doors shown are available in 36" widths. Sidelites shown are available in 12" and 14" widths.

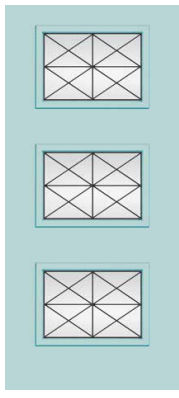
Paint and stain colors shown here may vary from an actual application due to fluctuations in the printing process. See your representative for actual color samples.

XJ Chinchilla    XE Satin Etch    XR Rainglass    SDL Simulated Divided Lites  
 ▲ Flush-Glazed Glass    ◆ Black Nickel Caming    ■■ Brushed Nickel Caming    ✦ Brass Caming    ✕ Wrought Iron    \* Available in Left and Right    ● Flat or Scroll Lite Frame    ■ Advanta Lite Frame Stnd.


Modern Axis™, Calix, Echelon, Rainglass, & Satin Etch  
Smooth-Star




**S2AX** ◆ ●  
Smooth  
Painted Poinsettia




**S2CX** ◆ ■ ■ ■  
Smooth  
Painted Watery




**S2EC** ◆ ■  
Smooth  
Painted Classical Yellow



**S4LXR** ✱  
Smooth  
Painted Torchlight



**S1RXE** ✱ ●  
Smooth  
Painted Software



**S1RAX** ●  
Smooth  
Painted Rookwood  
Dark Green


Full-Glass, Low-E, Chinchilla, Satin Etch & Wide SDL Flush Glazed Glass  
Classic Craft / Fiber-Classic / Smooth-Star



**CCA2330** ▲  
Fir Grain  
Stained Rustic Clay



**FC5710XE** ▲  
Oak Grain  
Stained Shale



**S5700** ▲  
Smooth  
Painted Turkish Coffee



**2000** ▲ / **2000SL** ▲  
Oak Grain  
Stained Raven



**S3400** ▲  
Smooth  
Painted Seaworthy



All doors shown are available in 36" widths. Sidelites shown are available in 12" and 14" widths.  
Paint and stain colors shown here may vary from an actual application due to fluctuations in the printing process. See your representative for actual color samples.

**XJ** Chinchilla    **XE** Satin Etch    **XR** Rainglass    **SDL** Simulated Divided Lites  
▲ Flush-Glazed Glass    ◆ Black Nickel Caming    ■ ■ ■ Brushed Nickel Caming    ✦ Brass Caming    ✕ Wrought Iron    ✱ Available in Left and Right    ● Flat or Scroll Lite Frame    ■ Advanta Lite Frame Stnd.


Full-Glass, Saratoga™, Axis™, Echelon, Latitude  
Fiber-Classic® / Smooth-Star®



FCM905 ■■● / FCM815SL ■■●  
Mahogany Grain  
Stained Autumn Harvest



S1651 ◆●● / S1651SL ◆●●  
Smooth  
Painted Dried Thyme



S2385 ◆■■■  
Smooth  
Painted Iron Ore



S2213 ◆■ / S2213SL ◆■  
Smooth  
Painted Watery

Solid Panel  
Classic Craft® / Smooth-Star



CCW903  
Walnut Grain  
Stained Acorn



CCW904R \*  
Walnut Grain  
Stained Quarry Ridge



CCW906R \*  
Walnut Grain  
Stained Acorn



S120  
Smooth  
Painted Crabby Apple



CCA1133  
Fir Grain  
Stained Driftwood



CCV220  
Smooth  
Painted Pewter Cast



CCR205  
Mahogany Grain  
Stained Rustic Clay  
Optional Straps & Clavos\*



All doors shown are available in 36" widths. Sidelites shown are available in 12" and 14" widths.  
Paint and stain colors shown here may vary from an actual application due to fluctuations in the printing process. See your representative for actual color samples.

XJ Chinchilla    XE Satin Etch    XR Rainglass    SDL Simulated Divided Lites    \*See page 3 for more information.  
● Flush-Glazed Glass    ◆ Black Nickel Caming    ■■ Brushed Nickel Caming    ◆ Brass Caming    X Wrought Iron    \* Available in Left and Right    ● Flat or Scroll Lite Frame    ■ Advanta Lite Frame Stnd.

# TRU GUARD™

COMPOSITE TECHNOLOGY

## Therma-Tru Composite Door Frame

The uncompromising quality you've come to expect from a Therma-Tru® door, now available with a Therma-Tru composite door frame featuring Tru-Guard™.

- Eliminates the risk of rot and wood-ingesting insects with a durable composite material that is virtually maintenance free.
- Rot-free door frame does not absorb moisture and resists mold, mildew and fungus.
- Customer peace of mind with a composite door frame backed by Lifetime Limited Warranty.\*

- 1 Brickmould (Exterior)
- 2 Jamb
- 3 Mullions
- 4 Cove Mould (Interior)
- 5 Transom Sill (Exterior)

Interior

Exterior



### Resists Moisture & Humidity

Composite Door frames feature completely composite exteriors that resist humidity and moisture to help eliminate the risk of swelling and cracking.



### Resists Mold & Rot

A composite door frame does not absorb or retain moisture helping to eliminate the risk of mold and rot.




### Resists Insects

With no exposed wood, Alliance Door Systems composite door frames help protect from wood-ingesting insects.



ADVANTA™  
LITE FRAME

*A new frame of mind.*  
An innovative, plugless solution.



## THE NEXT GENERATION OF LITE FRAMES

The innovative Advanta lite frame provides a seamless look without unsightly screw plugs, enhancing the beauty of the entry. Patented four-piece design includes two interchangeable frame covers and a two-piece base frame.

### Pre-Finishing Benefits

- The frame cover can be finished separately, eliminating the need to mask the glass when finishing the lite frame.
- Now you can finish the door under the frame cover before installation. This prevents unfinished surfaces that may become exposed over time.

### Remodel Benefits

- Easily upgrade or replace exiting glass in the field.
- Available in contemporary Flat White & Flat Buff and Scrolled White & Scrolled Buff

### Aesthetic Benefits

- Eliminates unsightly behind-frame paint or stain weep.
- Black sealant and black base frame create a cohesive complementary look.
- Manufactured using a high-performance material that resists warping, rotting and discoloration.


# ALLIANCE PROCOAT

Featuring  PRISMA GUARD™ Stain

ALLIANCE DOOR PRODUCTS offers an extensive range of beautiful exterior door systems to suit any architectural style, climate and budget in the Pacific Northwest.

We understand the environmental demands of our Coastal regions. Only the most superior finishing system will endure and provide long lasting beauty.

Available with Exterior Fiberglass and Steel doors, our state-of-the-art PrismaGuard Finishing System and certified Master Painters offer a wealth of experience and craftsmanship evident in the consistent quality and flawless finish of each exterior door system.



## FINISHED FOR LASTING BEAUTY

- 1 It starts with the realistic woodgrain of a Therma-Tru fiberglass door or composite door frame.
- 2 A base coat provides an even, consistent color across the surface.
- 3 A wiping stain enhances the base coat while adding dimension to reflect the natural beauty of wood.
- 4 A durable topcoat enhances the high-definition color while protecting against scratches and color fading.
- 5 A second application of the topcoat provides added durability and optimal sheen for a high-end look.

A durable coating protects your door from the elements, preserving its color for years to come and is backed by a 10-year limited finish warranty for your peace of mind.

For complete PrismaGuard warranty information scan code.

## TESTED TO MEET TOUGH EXPECTATIONS.

PrismaGuard premium finish is put through multiple rigorous tests in our engineering labs. This helps ensure that our PrismaGuard finish is built to last, just like the Therma-Tru® doors and composite door frames it was designed for.



### Lasting beauty and color.

Using specialized equipment, PrismaGuard stains are tested to help deliver a consistent high-end appearance perfect for woodgrain or smooth surfaces.



### Resistant to wear and tear.

PrismaGuard finish is subjected to a simulation of everyday use to provide a durable high-end, low-maintenance finish that protects the door from normal wear and tear.



### Protection from the elements.

Therma-Tru simulates exposure to harsh environments to help verify that PrismaGuard finish coating protects the door from the elements and preserves its color for years to come.



### Confidence on the coast.

Therma-Tru simulates a highly corrosive atmosphere to help ensure PrismaGuard finish can withstand the damaging effects of high-salt environments near the coast.

**10 YEAR**  
LIMITED  
WARRANTY



Durable Topcoat







CCA210 with Low-E Glass stained Raven



Tumbleweed



Pottery



Acorn



Wildflower Honey



Rustic Clay



Barley



Mulberry



Autumn Harvest



New Earth



Driftwood



Quarry Ridge



Shale



Raven



PLEASE NOTE, all stain and paint colors shown are approximations and are not intended for color matching. Actual stain and paint colors and appearance of finished products will vary.

Inspiration is all around you. Just like nature's beauty inspired our color palette, the catalyst to picking the perfect paint color for your fiberglass or steel door may be closer than you think!

**PROUDLY FINISHED WITH  
SHERWIN-WILLIAMS®**


Our Pacific Northwest inspired Alliance ProCoat Paint Collection utilizes the highest quality Sherwin-Williams exterior paints. Choose your perfect color from our Alliance ProCoat Collection. For custom paint color choices, please provide the Sherwin-Williams (SW) paint number.

*We offer split color finishes for stain and paint!*


- **Fiberglass woodgrain doors and systems:** Available with stain on one side and paint on the other.
- **Fiberglass and Steel doors:** Available with two different paint color finishes, which can differ from the frame color.

For example, you can paint the exterior side of the door *Tricorn Black*, the frame *Software Gray*, and the interior side of the door *Pure White*.

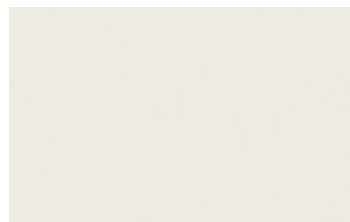
This flexibility provides maximum design options, allowing the entry system to complement both the exterior and interior of your home.



**Aluminum Clad  
White**



**SW 7005  
Pure White**




**SW 7551  
Greek Villa**




**SW 9109  
Natural Linen**



**SW 6328  
Fireweed**



**SW 7592  
Crabby Apple**



**SW 6478  
Watery**



**SW 6244  
Naval**



**SW 2816  
Rookwood Dark Green**




**Aluminum Clad  
Sandstone**



**SW 7673  
Pewter Cast**



**SW 6005  
Folkstone**



**SW 9549  
Touch of Grey**



**SW 7074  
Software**



**SW 7069  
Iron Ore**



**Aluminum Clad  
Bronze**

PLEASE NOTE, all stain and paint colors shown are approximations and are not intended for color matching. Actual stain and paint colors and appearance of finished products will vary.



ProCoat paint finishes come with a 10-Year Limited Warranty.



S5700XE-SDLF2 Satin Etch painted Urban Bronze



SW 2865  
Classical Yellow



SW 6374  
Torchlight



SW 6356  
Copper Mountain



SW 6594  
Poinsettia



SW 7620  
Seaworthy




SW 9659  
Marine




SW 6178  
Clary Sage




SW 6186  
Dried Thyme




SW 6076  
Turkish Coffee



SW 9183  
Dark Clove




SW 7048  
Urban Bronze



SW 7029  
Agreeable Gray



SW 6258  
Tricorn Black



Aluminum Clad  
Black



PLEASE NOTE, all stain and paint colors shown are approximations and are not intended for color matching. Actual stain and paint colors and appearance of finished products will vary.

Back Cover Left: S8000 Clear Glass painted Pure White Center: S83EX-FF painted Copper Mountain Right: CCA82350-SDLF5 Low-E stained Raven



**ALLIANCE**  
DOOR PRODUCTS



AllianceDoorProducts.com